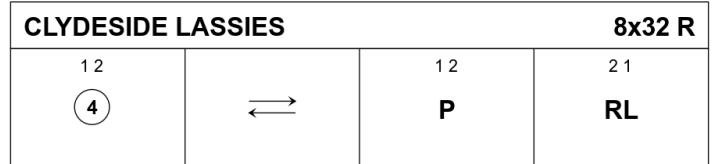


Saturday 18 April 2020 Lyon

1 CLYDESID E LASSIES R32 · 2/4L

Miss Milligan's Miscellany of Scottish Country Dances · Crib: E-cribs · Diagram: Keith Rose's Diagrams

- 1- 1c+2c Circle4 and back
- 9- 1c lead down the middle and up
- 17- 1c+2c Pousette
- 25- 1c+2c R&L



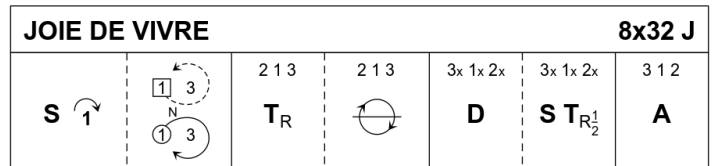
RSCDS MMM 1.11

2C/4C longwise set.

2 JOIE DE VIVRE J32 · 3/4L

Irene van Maarseveen: RSCDS XXXIX 2 · Crib: E-cribs · Diagram: Keith Rose's Diagrams

- 1- 1c set | cast (2c up) ; dance between 3c and cast up to (2,1,3)
- 9- All turn P RH to sidelines ; all chase clw half round (to 3x,1x,2x)
- 17- All dance BtoB ; all set | all ½ RH turn into
- 25- 3c+1c+2c Allemande (2,1,3)



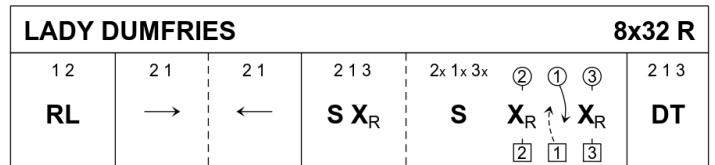
Irene van Maarseveen, 1996, RSCDS Book 39.2, RSCDS Thirty Popular Dances Vol 2

3C/4C longwise set.

3 LADY DUMFRIES R32 · 3/4L

Miss Milligan's Miscellany of Scottish Country Dances · Crib: E-cribs · Diagram: Keith Rose's Diagrams

- 1- 1c+2c R&L (1,2,3)
- 9- 1c (2c following) lead down ; 2c+1c lead up (2,1,3)
- 17- 2c+1c+3c set and cross RH ; repeat, 1c passing Rsh to finish BtoB facing own side
- 25- DTr



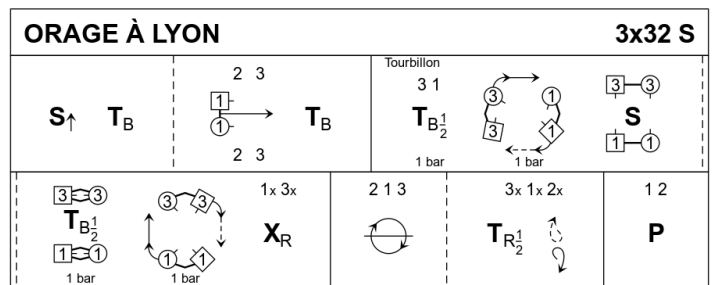
RSCDS MMM 1.26

3C/4C longwise set.

4 ORAGE À LYON S32 · 3/3L

Corinne Hilpert · Crib: E-cribs · Diagram: Keith Rose's Diagrams

- 1-- 1c set advancing | turn BH ; dance down 2 places (2c+3c up) | turn BH to 3pl (2,3,1)
- 9-- 3c+1c Tourbillon (2,1,3)
- 17-- All chase clw ½ (to 3x,1x,2x) ; turn P RH ½, face P | cast R to exchanged places (3,1,2)
- 25-- 1c+2c Pousette (3,1,2)



Corinne Hilpert

3C/3C longwise set.

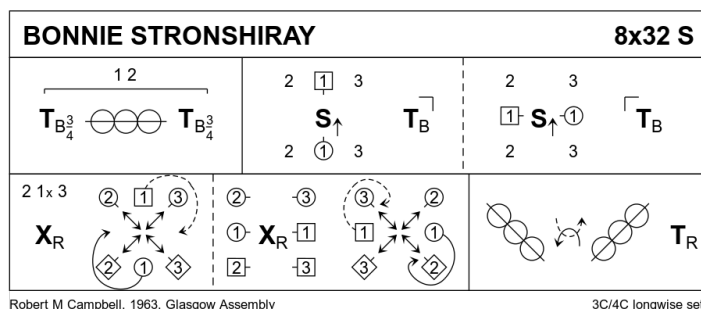
5 PROGRAMME ITEM – Teacher's Choice Jig

6 PROGRAMME ITEM – Teacher's Choice Reel

7 BONNIE STRONSHIRAY S32 · 3/4L

Robert M Campbell: Glasgow Assembly And Other Scottish Dances · Crib: E-cribs · Diagram: Keith Rose's Diagrams

- 1– 1c+2c Half Reel Progression (both turn BH $\frac{3}{4}$ onto midline, $\frac{1}{2}$ Reel4, turn BH $\frac{3}{4}$) to (2,1,3)
- 9– 1c set advancing and passing, turn 1cnrs BH to finish between end couples ; repeat with 2cnrs to finish (2,1x,3)
- 17– 2c+1c+3c cross RH (1c face out and corners face in diagonally) | [19-20] corners advance {1} and retire {1} **while**{2} 1c casts R to finish between end couples ; in lines across all change places RH (up / down) | Repeat [19-20] from new places, 1c finish BtoB facing 4cnr (2cnr persons)
- 25– 1c $\frac{1}{2}$ Reel4 with these cnrs, pass Lsh round P to face 3cnr (1cnr persons) ; $\frac{1}{2}$ Reel4 with these cnrs, at end turn RH to 2pl own sides

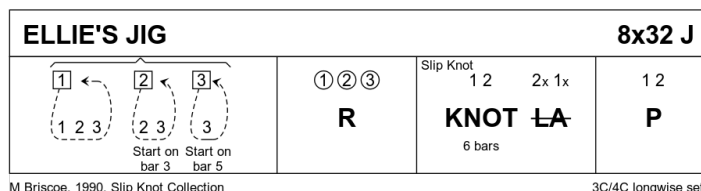


A quote: »the key that has always made this dance so wonderful is the flirting that dancing couple can do on bars 9-10 and 13-14 ; <...> if you actually set to your partner, advancing and at the last moment just slipping in BtoB to face and turn the appropriate corner, it's tremendous fun. The moment is all too rare, as apparently few teachers teach it this way, but it's a moment I savour.

8 ELLIE'S JIG J32 · 3/4L

Melbourne Briscoe: The Slip Knot Collection · Crib: E-cribs · Diagram: Keith Rose's Diagrams

- 1– 1W cross above P, dance down behind men, 2W follows on bar 3, 3W on bar 5, all cross below 3M and up own side to places
- 9– Men repeat (Rsh to P)
- 17– 1c+2c 6 bars of Knot, $\frac{1}{2}$ LHA (to 1,2,3)
- 25– 1c+2c Poussette

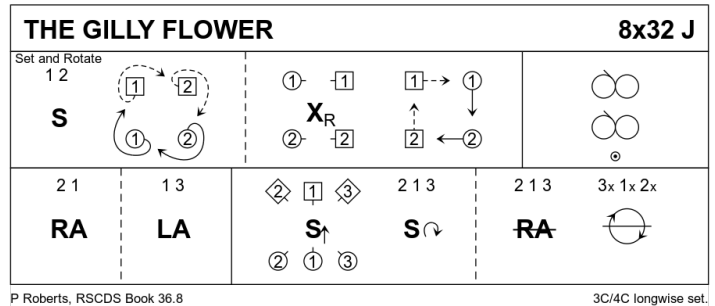


9 PROGRAMME ITEM – Interval

10 THE GILLY FLOWER J32 · 3/4L

P Roberts: RSCDS XXXVI 8 · Crib: E-cribs · Diagram: Keith Rose's Diagrams

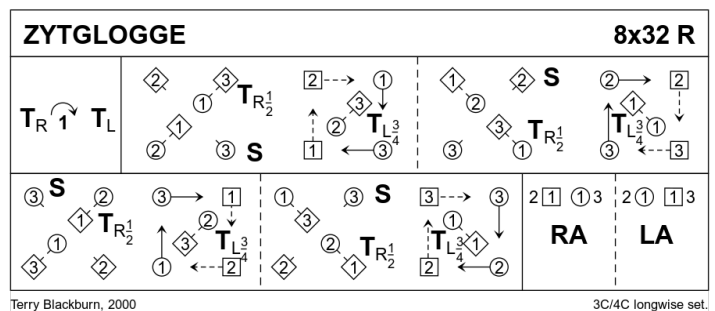
- 1- 1c+2c Set&Rotate (set | cast 1 place clw in square ; change place RH with P | chase 1 place clw) (2,1,3)
- 9- Parallel Reels3 on own sides (1c Lsh to 3c), 2W & 1M face out into
- 17- 2c+1c RHA (to sidelines) ; 1c+3c LHA
- 25- All set advancing into a small circle (no hands) | set swiveling R $\frac{3}{4}$; $\frac{1}{2}$ RHA (6 hands) into chase to (2,1,3).



11 ZYTGLOGGE R32 · 3/4L

Terry Blackburn: Collecta Ursis · Crib: E-cribs · Diagram: Keith Rose's Diagrams

- 1- 1c turn RH | cast (2c up) ; turn LH to face 1cnr
- 9- 1c+1cnrs turn RH $\frac{1}{2}$ **while{2}** 2cnrs set | 1c+2cnrs chase 1 place clw **while{2}** 1cnrs turn LH $\frac{3}{4}$ to face 1c on 2diag ; Repeat figure from new places (1c now faces 3cnr position)
- 17- Repeat [9-16], 1c finish LH turn with M below W and facing 1cnr
- 25- Teapots R ; and L (2c+1W & 1M+3c RHA ; 1c pass Rsh and repeat LHA with other couple) (2,1,3)



The Zytglogge is a clock tower in the centre of Berne with clockwork figures which come into life every hour

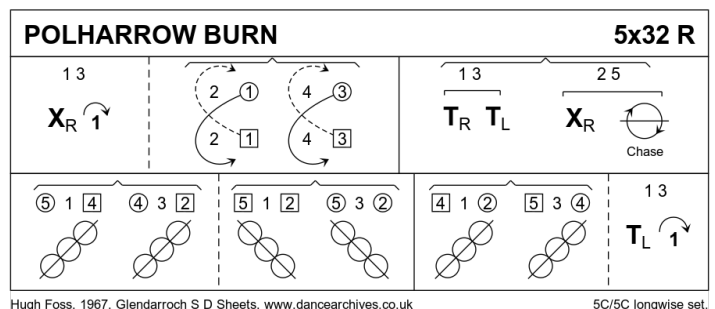
12 PROGRAMME ITEM – Teacher's Choice Strathspey

13 PROGRAMME ITEM – Teacher's Choice Jig

14 POLHARROW BURN R32 · 5/5L

Hugh Foss: Magazine Dances 2005-2009 · Crib: E-cribs · Diagram: Keith Rose's Diagrams

- 1- 1c+3c cross | cast off (2c+4c up) ; $\frac{1}{2}$ Fig8 up round 2c/4c (2,1,4,3,5)
- 9- 1c+3c turn P RH ; turn P LH to face 1cnrs **while{8}** 2c+5c cross RH and chase clw. to other end of set (2M & 5W leading P) (5,1,4,3,2)
- 17- diag. $\frac{1}{2}$ Reels4 with 1cnrs (1diags.) (pass Lsh) ; repeat on 2diags.
- 25- Repeat with 3cnrs (1diags) ; 1c+3c turn LH and cast off on own side (4c+5c up) (2,4,1,5,3)

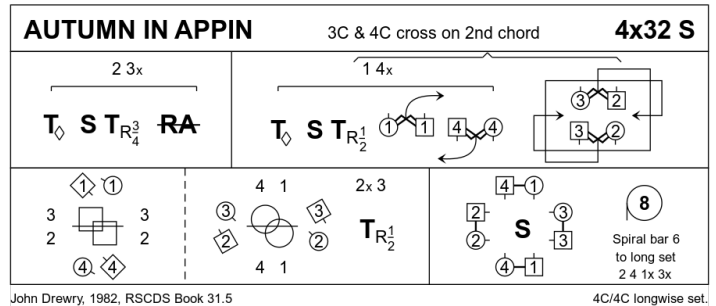


15 AUTUMN IN APPIN S32 · 4/4L

John Drewry: RSCDS XXXI 5 · Crib: E-cribs · Diagram: Keith Rose's Diagrams

On 2nd chord 3c+4c change sides to 1,2,3x,4x.
Centro-symmetrical dance.

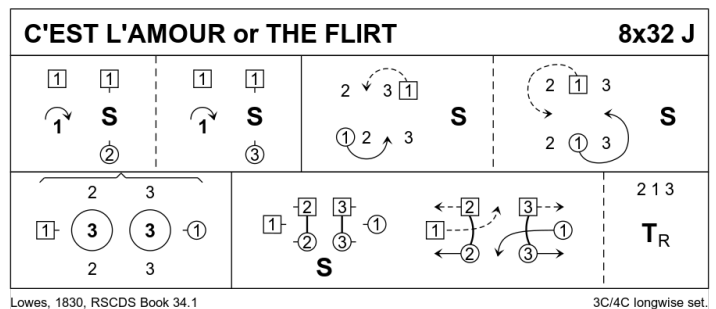
- 1- 2c+3c Petronella Turn and set ; turn $\frac{3}{4}$ RH into $\frac{1}{2}$ RHA to form pairs in promhold facing out (3W+2M on M side ; 2W+3M on W side).
- 9- 1c+4c Petronella Turn | set ; $\frac{1}{2}$ RH turn and Promenade clw to the side positions, forming a square set **while** {8} the pairs cast R | pass between end Cs ; Promenade clw to other end
- 17- 1c+4c $\frac{1}{2}$ L-Chain across ; the pairs $\frac{1}{2}$ M-Chain, finishing with a full RH turn to put M on the right of P (2c at top, 3c at bottom)
- 25- All set | $\frac{1}{2}$ circle8 L {3}, dance in on L foot into centre and all swivel R {1} | spiral out into longwise set (2,4,1x,3x)



16 C'EST L'AMOUR J32 · 3/4L

RSCDS: RSCDS XXXIV 1 · Crib: E-cribs · Diagram: Keith Rose's Diagrams

- 1- 1W casts off one (2W up) | set to 2M ; repeat with 3M (3W up)
- 9- 1W (1M) cast up (down) to 2pl (3W & 2M step down/up), 1c set ; 1W (1M) casts up (down) to midline in 1pl (3pl) facing P | 1c set (2c & 3c step towards each other on sidelines)
- 17- 1W+2c & 1M+3c circle3 & back, 2c & 3c finish BtoB facing ends, NHJ
- 25- All set | 2c+3c dance to ends making arches as 1W & 1M dance under arches to 2pl ; 2c+1c+3c turn RH (2,1,3)



17 THE DEIL AMANG THE TAILORS R32 · 3/4L

RSCDS XIV 7 · Crib: E-cribs · Diagram: Keith Rose's Diagrams

- 1- 1c+2c set, $\frac{1}{2}$ RHA ; set, $\frac{1}{2}$ LHA
- 9- 1c lead down the middle and up, 2c step in for
- 17- 1c+2c Allemande
- 25- 2c+1c+3c circle6 and back.

