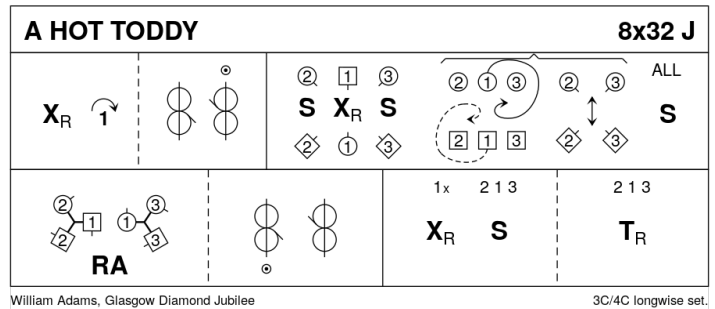


# Lyon Branch Minibal avancés 31 janvier 2020

## 1 A HOT TODDY J32 · 3/4L

William Adams: Glasgow Diamond Jubilee · Crib: MiniCribs · Diagram: Keith Rose's Diagrams

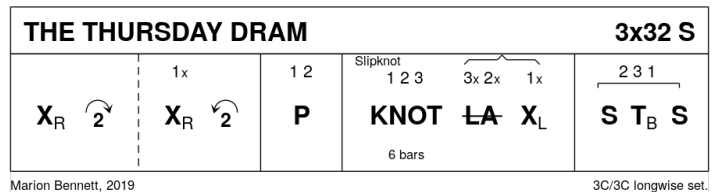
- 1-8 | 1s cross RH & cast down 1 place, 1s dance 1/2 RSh reels of 3 across (1L with 2s & 1M with 3s)
- 9-16 | 1s cross RH & cast right (1M down 1L up), 1s dance into centre & turn about to BtoB with partner & set **while** 2s+3s set & dance in, retire & set
- 17-24 | 1s dance RH across (1L with 2s & 1M with 3s) 1s ending 2nd place own sides, 1s dance 1/2 reel of 3 across (1M with 2s & 1L with 3s)
- 25-32 | 1s cross RH & 2s+1s+3s set, all turn partners RH



## 2 THE THURSDAY DRAM S32 · 3/3L

Marion Bennett · Crib: SCDDDB Contributed Cribs & Diagrams · Diagram: Keith Rose's Diagrams

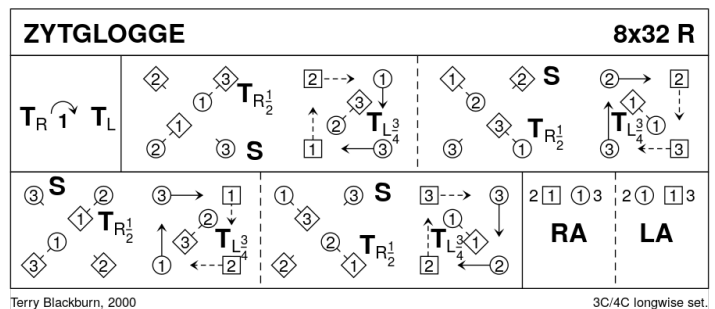
- 1- | 1c cross RH | cast off 2pl [2c+3c up] ; cross RH | cast up to 1pl [2c+3c down]
- 9- | 1c+2c poussette
- 17- | 1c+2c+3c dance slip knot [to 231]
- 25- | All set | All turn BH {4} | All set



## 3 ZYTGLOGGE R32 · 3/4L

Terry Blackburn: Collecta Ursis · Crib: E-cribs · Diagram: Keith Rose's Diagrams

- 1- | 1c turn RH | cast (2c up) ; turn LH to face 1cnr
- 9- | 1c+1cnrs turn RH 1/2 **while**{2} 2cnrs set | 1c+2cnrs chase 1 place clw **while**{2} 1cnrs turn LH 3/4 to face 1c on 2diag ; Repeat figure from new places (1c now faces 3cnr position)
- 17- | Repeat [9-16], 1c finish LH turn with M below W and facing 1cnr
- 25- | Teapots R ; and L (2c+1W & 1M+3c RHA ; 1c pass Rsh and repeat LHA with other couple) (2,1,3)

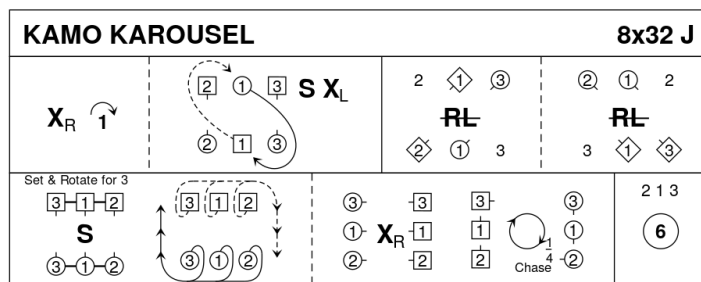


The Zytglogge is a clock tower in the centre of Berne with clockwork figures which come into life every hour

## 4 KAMO KAROUSEL J32 · 3/4L

Eddy West: *The Whangarei Book of Scottish Country Dances* · Crib: *E-cribs* · Diagram: *Keith Rose's Diagrams*

- 1- 1c cross | cast (2c up) ; 1c ½ Fig8 L (M down, W up) **while{4}** 2c+3c set | cross LH (2x,1,3x)
- 9- Diagonal R&L (first R, then L) (3,1,2)
- 17- Set&Rotate for 3 (All set | cast clw to lines of 3 across ; change places with P RH | chase clw to (2,1,3)
- 25- Circle6 and back



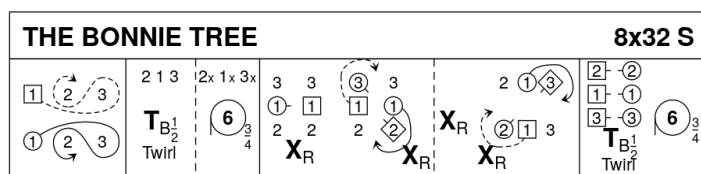
Eddy West, 2004, <http://eddywest.nz/>

3C/4C longwise set.

## 5 THE BONNIE TREE S32 · 3/4L

Romaine Butterfield: *RSCDS XLVI 6* · Crib: *E-cribs* · Diagram: *Keith Rose's Diagrams*

- 1- 1c dance below 3c cast up, dance between 2c and cast off (2c up) (2,1,3)
- 9- All turn P BH ½ and twirl to P's place (2x,1x,3x) ; All circle6 L ¾ into lines across, (M at top)
- 17- 1c change place RH | 1c cast R **while{2}** 3M+2W change place diagonally RH (2,1,3) ; 1c cross RH | 1c cast R **while{2}** 2M+3W change places RH, finish in lines across (W at top)
- 25- All turn P BH ½ and twirl to P's place ; All circle6 L ¾ to (2,1,3)



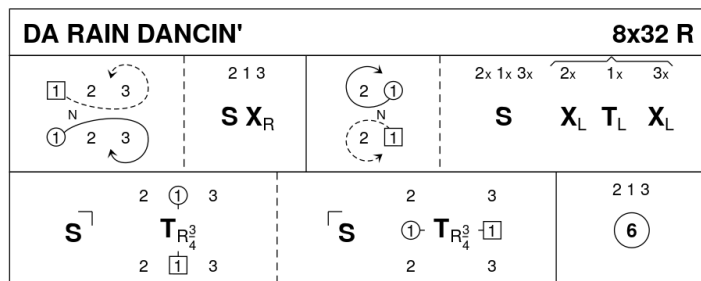
Romaine Butterfield, RSCDS Book 46.6

3C/4C longwise set.

## 6 DA RAIN DANCIN' R32 · 3/4L

Ron Wallace: *Thirty Popular Dances, Volume Two* · Crib: *E-cribs* · Diagram: *Keith Rose's Diagrams*

- 1- 1c dance down 2 places and cast up to 2pl (2c up) ; 2c+1c+3c set and cross RH (2x,1x,3x)
- 9- 1c dance up and cast off one ; 2c+1c+3c set | 2c+3c cross LH **while{2}** 1c turn LH to face 1cnr:
- 17- 1c set R to 1cnr {1} and L to P {1} | turn ¾ RH ; set R to 2cnr and L up/down to P | turn ¾ RH to 2pl
- 25- 2c+1c+3c circle6 and back. (2,1,3)



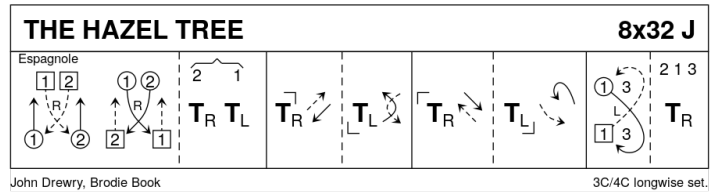
Ron Wallace, 1991, Whiteadder Collection, RSCDS Thirty Popular Dances Vol 2

3C/4C longwise set.

## 7 THE HAZEL TREE J32 · 3/4L

John Drewry: Summer Collection, Set 5 · Crib: E-cribs · Diagram: Keith Rose's Diagrams

- 1- 1c+2c Espagnole, 1c finishing facing 1cnr
- 9- 1c turn 1cnr RH, pass Rsh ; turn 3cnr LH, pass Lsh (cnrs dance for {4})
- 17- Turn 2cnr RH, pass Rsh ; turn 4cnr LH, pass Lsh to 2plx side by side facing down
- 25- Lead LHJ between 3c, cross and cast to 2pl ; All C turn RH

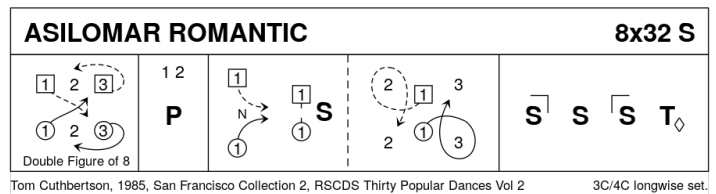


Espagnole: both W lead RHJ to M side, cross and cast back to exchanged places while{} Men cross to W side, lead RHJ back to M side and cross to exchanged places ; all turn P EH (2,1)

## 8 ASILOMAR ROMANTIC S32 · 3/4L

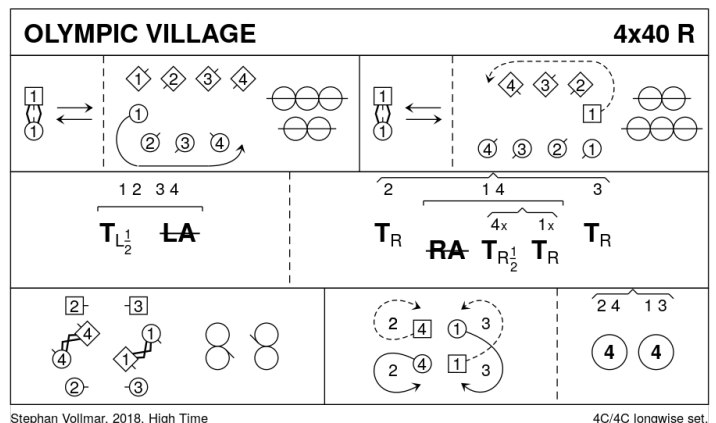
Tom Cuthbertson: Thirty Popular Dances, Volume Two · Crib: E-cribs · Diagram: Keith Rose's Diagrams

- 1- 1c+3c DbIFig8 round 2c, to begin 1c crosses down, 3c casts up
- 9- 1c+2c Pousette
- 17- 1c dance in and down one and face P (2c up) | set ; dance Rsh round 4cnr to face 1cnr
- 25- SetH&G (to 2,1,3)



## 9 OLYMPIC VILLAGE R40 · 4/4L

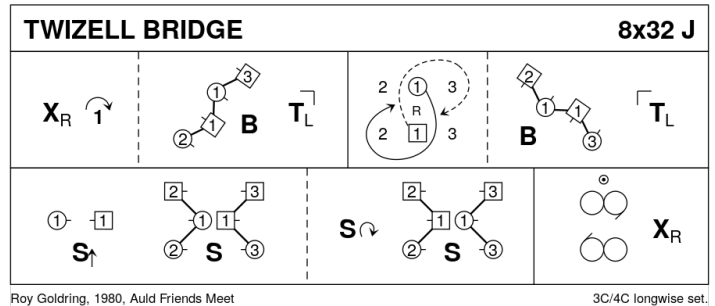
Stephan Vollmar: High Time · Diagram: Keith Rose's Diagrams



## 10 TWIZELL BRIDGE J32 · 3/4L

Roy Goldring: *Auld Friends Meet* · Crib: *E-cribs* · Diagram: *Keith Rose's Diagrams*

- 1- 1c cross RH | cast (2c up) to join RH and LH with 1cnr ; BiL | turn 1cnr LH to (2,1x,3)
- 9- 1c cross RH | cast R round 3cnr to join RH and LH with 2cnr ; BiL | turn 2cnr LH to 1M between 2c facing 1W between 3c
- 17- 1c set advancing & swiveling R (M faces up, W down) | continue as in DT<sub>4</sub> (set ; change places | set)
- 25- Reels3{6} on opposite side (Lsh to 1cnr) | 1c cross RH (2,1,3)

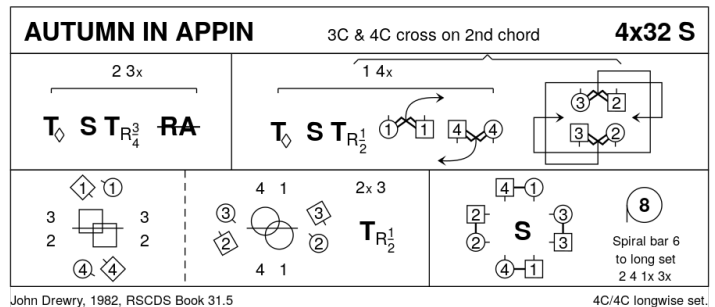


## 11 AUTUMN IN APPIN S32 · 4/4L

John Drewry: *RSCDS XXXI 5* · Crib: *E-cribs* · Diagram: *Keith Rose's Diagrams*

On 2nd chord 3c+4c change sides to 1,2,3x,4x.  
Centro-symmetrical dance.

- 1- 2c+3c Petronella Turn and set ; turn  $\frac{3}{4}$  RH into  $\frac{1}{2}$ RHA to form pairs in promhold facing out (3W+2M on M side ; 2W+3M on W side).
- 9- 1c+4c Petronella Turn | set ;  $\frac{1}{2}$  RH turn and Promenade clw to the side positions, forming a square set **while** {8} the pairs cast R | pass between end Cs ; Promenade clw to other end
- 17- 1c+4c  $\frac{1}{2}$  L-Chain across ; the pairs  $\frac{1}{2}$  M-Chain, finishing with a full RH turn to put M on the right of P (2c at top, 3c at bottom)
- 25- All set |  $\frac{1}{2}$  circle8 L {3}, dance in on L foot into centre and all swivel R {1} | spiral out into longwise set (2,4,1x,3x)



## 12 RAMADAN-CE R32 · 3/4L

John Drewry: *The Turkish Set* · Crib: *E-cribs* · Diagram: *Keith Rose's Diagrams*

- 1- 1c+2c+3c Inveran Reels (1,2,3)
- 9- 1c cross RH | cast (2c up) ; Turn RH to face 1cnr
- 17- 1c+1cnrs pass Rsh | cnrs turn RH  $\frac{1}{2}$  and cast away as 1c meet and pass Rsh to face 2cnrs ; repeat with 2cnrs (3x,1x,2x)
- 25-  $\frac{1}{2}$  Reels3 across, 1c Lsh to 3cnr ;  $\frac{1}{2}$  Reels3 on the sides, 1c Rsh to 4cnr (2,1,3)

