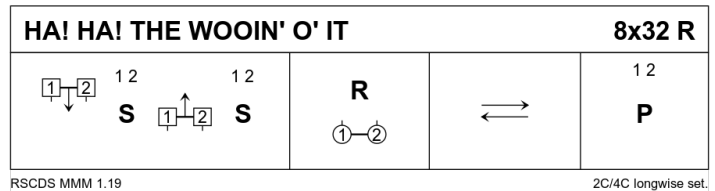


Friday 17 April 2020 Lyon

1 HA! HA! THE WOON' O' IT R32 · 2/4L

Miss Milligan's Miscellany of Scottish Country Dances · Crib: E-cribs · Diagram: Keith Rose's Diagrams

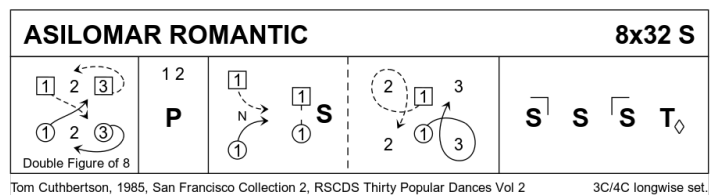
- 1- 1W+2W advance | 1c+2c Set ; 1W+2W retire | 1c+2c Set (1,2)
- 9- Repeat, the M advancing and retiring
- 17- 1c lead down the middle and up
- 25- 1c+2c Poussette



2 ASILOMAR ROMANTIC S32 · 3/4L

Tom Cuthbertson: Thirty Popular Dances, Volume Two · Crib: E-cribs · Diagram: Keith Rose's Diagrams

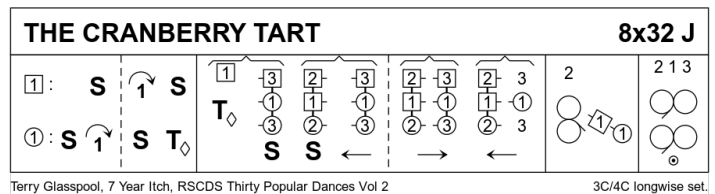
- 1- 1c+3c DbIFig8 round 2c, to begin 1c crosses down, 3c casts up
- 9- 1c+2c Poussette
- 17- 1c dance in and down one and face P (2c up) | set ; dance Rsh round 4cnr to face 1cnr
- 25- SetH&G (to 2,1,3)



3 THE CRANBERRY TART J32 · 3/4L

Terry Glasspool: Thirty Popular Dances, Volume Two · Crib: E-cribs · Diagram: Keith Rose's Diagrams

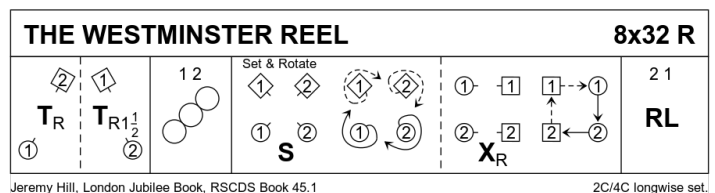
- 1-16 *Fugue*: 1M set | cast (2M up) ; set | petronella to between 3c ; set with 3c | advance with 3c ; retire with 3c | advance alone **while{16}** 1W waits {2} and then repeats 1M's [1-14], dancing with 2c, on [16] 1W pivots R to give Rsh to 2W
- 17- 1W with 1M following Reel3 across with 2c, finish (2,1,3)
- 25- Parallel Reels3 on own sides, 1c Rsh to 3c (2,1,3)



4 THE WESTMINSTER REEL R32 · 2/4L

Jeremy Hill: RSCDS XLV 1 · Crib: E-cribs · Diagram: Keith Rose's Diagrams

- 1- 1M+2W turn RH to places ; 1W+2M turn RH 1½ to face P for
- 9- 1c+2c Rsh diagonal Reel4, all ending in own places
- 17- 1c+2c Set&Rotate (set diagonally | cast 1 place clw ; change RH with P | chase 1 place clw)
- 25- 2c+1c R&L

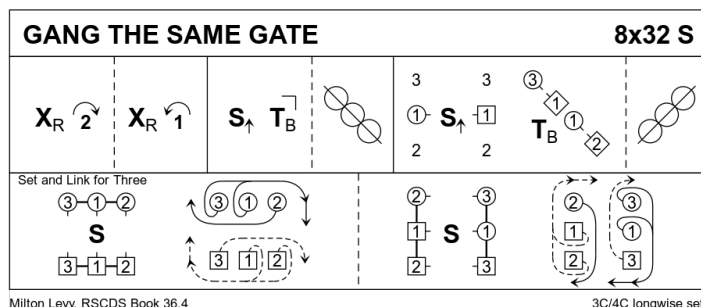


note the difference: the standard Set&Rotate starts with set to P

5 GANG THE SAME GATE S32 · 3/4L

Milton Levy: RSCDS XXXVI 4 · Crib: E-cribs · Diagram: Keith Rose's Diagrams

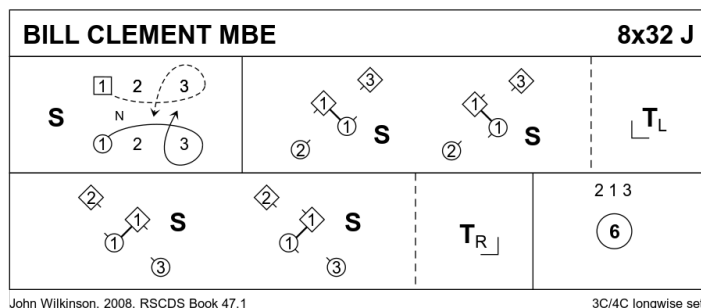
- 1- 1c cross RH | cast off 2 (2c+3c up) ; 1c cross RH and cast up (3c down) to (2,1,3)
- 9- 1c set passing Lsh | turn 1cnr BH ; ½Reel4 with 2cnrs, at end 1c curve R to between end cpl (M above facing W below)
- 17- 1c set passing Lsh, turn 4cnr (2cnr persons) BH ; ½Reel4 with 1cnrs, at end curve R to end as (3x,1x,2x)
- 25- All S&Link3 ; repeat (2,1,3)



6 BILL CLEMENT MBE J32 · 3/4L

John Wilkinson: RSCDS XLVII 1 · Crib: E-cribs · Diagram: Keith Rose's Diagrams

- 1- 1c set | dance between 3c (2c up) and cast up to finish side by side LHJ facing 1cnr
- 9- Set to 1cnr and turn inwards and join RH | set to 3cnr ; turn 3cnr LH to face 2cnr RHJ
- 17- Set to 2cnr and turn inwards and join LH | set to 4cnr ; turn 4cnr RH to (2,1,3)
- 25- Circle6 and back



7 SIX TEAS A DAY R32 · 3/4L

Mathias Ferber · Crib: E-cribs

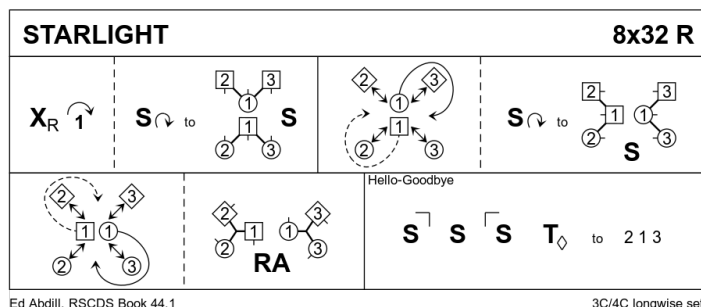
- 1-- 1c+2c set | ½ RHA ; 1c+3c ½ LHA | set (2x,3c,1)
- 9-- 1c cross RH | cast up (3c down) ; 1c ½ Fig8 R and loop L to end BtoB facing own side for (2x,1,3x)
- 17-- DTr, 1c finish between end couples facing 4cnr (pos)
- 25-- ½ Reels3 across, 1c Rsh to 1cnr ; All turn P RH (2,1,3)

8 PROGRAMME ITEM – interval

9 STARLIGHT R32 · 3/4L

Ed Abdill: RSCDS XLIV 1 · Crib: E-cribs · Diagram: Keith Rose's Diagrams

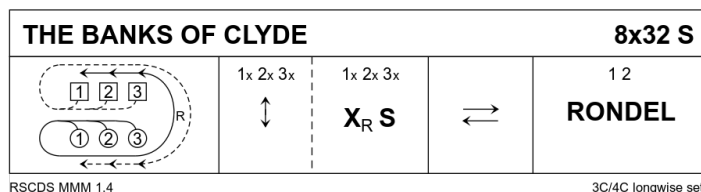
- 1- 1c cross RH | cast (2c up) ; 1c petronella into DTr position | all set as in DTr
- 9- 1c dance out and cast R round 1cnr to between end couple **while{4}** 2c+3c A&R diagonally ; 1c petronella into DTr position (BtoB, M below W) | all set as in DTr
- 17- 1c dances between end couple and cast R round 4cnr **while{4}** 2c+3c A&R diagonally (to 2,1,3) ; Teapots R (1c RHA with couple on R), finish facing 1cnr
- 25- SetH&G (2,1,3)



10 THE BANKS OF CLYDE S32 · 3/4L

Miss Milligan's Miscellany of Scottish Country Dances · Crib: E-cribs · Diagram: Keith Rose's Diagrams

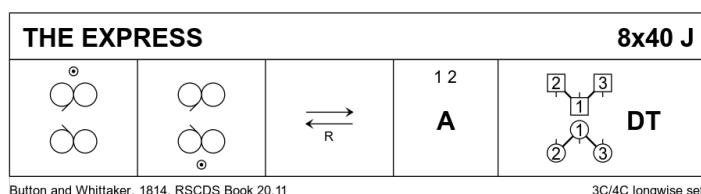
- 1- 1c followed by 2c+3c acknowledge partner and cast off behind own lines to 3pl ; cross RH (pass other dancers Rsh) and cast up to (1x,2x,3x)
- 9- 1c+2c+3c A&R ; all cross RH and set
- 17- 1c lead down the middle and up
- 25- 1c+2c Rondel



11 THE EXPRESS J40 · 3/4L

Button and Whittaker: RSCDS XX 11 · Crib: E-cribs · Diagram: Keith Rose's Diagrams

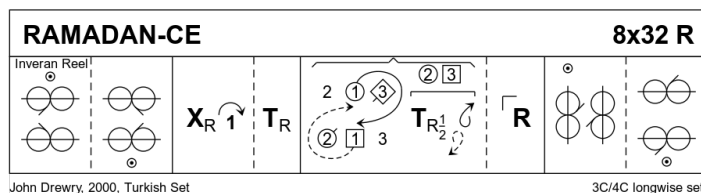
- 1- 1c Reel3 on opposite side with 2c+3c (1x,2,3)
- 9- 1c Reel3 on own sides with 2c+3c (1,2,3)
- 17- 1c lead down the middle and up
- 25- 1c+2c Allemande, finish 1c in DTr position facing own sides (1c face up NHJ and open ; use PdB if desired)
- 33- DTr (to 2,1,3)



12 RAMADAN-CE R32 · 3/4L

John Drewry: *The Turkish Set* · Crib: *E-cribs* · Diagram: *Keith Rose's Diagrams*

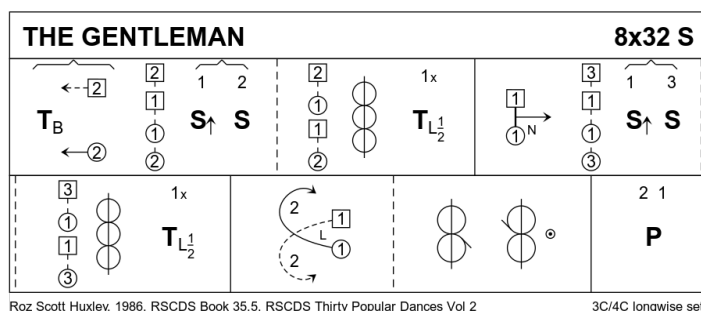
- 1- 1c+2c+3c Inveran Reels (1,2,3)
- 9- 1c cross RH | cast (2c up) ; Turn RH to face 1cnr
- 17- 1c+1cnrs pass Rsh | cnrs turn RH ½ and cast away as 1c meet and pass Rsh to face 2cnrs ; repeat with 2cnrs (3x,1x,2x)
- 25- ½ Reels3 across, 1c Lsh to 3cncr ; ½ Reels3 on the sides, 1c Rsh to 4cncr (2,1,3)



13 THE GENTLEMAN S32 · 3/4L

Roz Scott Huxley: *RSCDS XXXV 5* · Crib: *E-cribs* · Diagram: *Keith Rose's Diagrams*

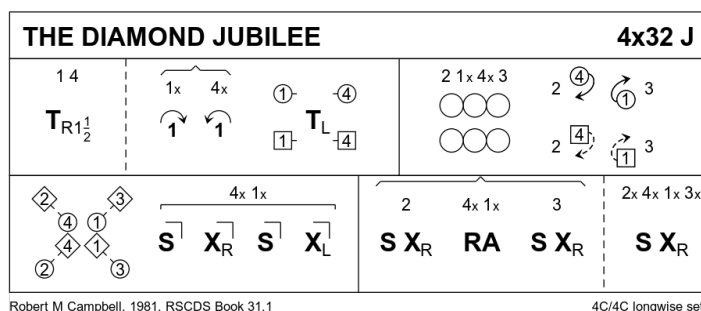
- 1- 2c step up as 1c turn BH to face P between them in line4 across | 1c+2c set, 1c advancing and passing on the second step ; ½Reel4, at end 1c pass LH to face down NHJ
- 9- 1c dance down to face P between 3c, repeat set and ½Reel4 with 3c, finish between 3c on own side LHJ
- 17- 1c lead to top, cross and cast to 2plx ; ½Reels3 across, Rsh to 4cncr (W up, M dn) (to 2,1,3)
- 25- 2c+1c Poussette.



14 THE DIAMOND JUBILEE J32 · 4/4L

Robert M Campbell: *RSCDS XXXI 1* · Crib: *E-cribs* · Diagram: *Keith Rose's Diagrams*

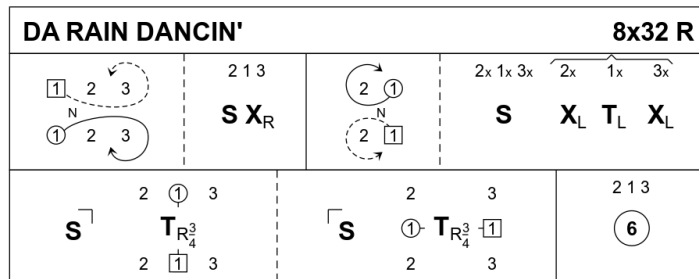
- 1- 1c+4c 1½ RH turn and face out ; cast to middle (2c+3c step to ends) | 1M+4M & 1W+4W turn LH, finish middles facing ends (2,1x,4x,3)
- 9- Reels4 on the sides, at the end 2c+3c make loops and 1c+4c do not pass but curve R to finish BtoB in the centre facing corners in a St. Andrew's Cross
- 17- 1c+4c set to corner and change place RH ; repeat with LH, finish facing centre for
- 25- 1c+4c RHA while{4} 2c+3c set and cross RH ; all set and cross RH (2,4,1,3).



15 DA RAIN DANCIN' R32 · 3/4L

Ron Wallace: *Thirty Popular Dances, Volume Two* · Crib: *E-cribs* · Diagram: *Keith Rose's Diagrams*

- 1- 1c dance down 2 places and cast up to 2pl (2c up) ; 2c+1c+3c set and cross RH (2x,1x,3x)
- 9- 1c dance up and cast off one ; 2c+1c+3c set | 2c+3c cross LH **while** {2} 1c turn LH to face 1cnr:
- 17- 1c set R to 1cnr {1} and L to P {1} | turn ¾ RH ; set R to 2cnr and L up/down to P | turn ¾ RH to 2pl
- 25- 2c+1c+3c circle6 and back. (2,1,3)



Ron Wallace, 1991, Whiteadder Collection, RSCDS Thirty Popular Dances Vol 2 3C/4C longwise set.