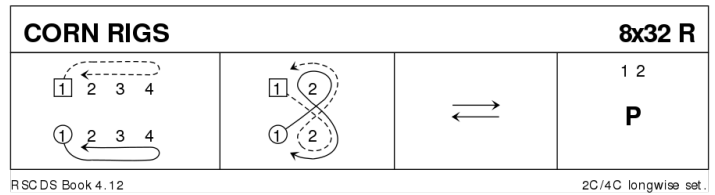


# SATURDAY 13th APRIL 2019 LYON

## 1 CORN RIGS R32 · 2/4L

RSCDS IV 12 · Crib: E-cribs · Diagram: Keith Rose's Diagrams

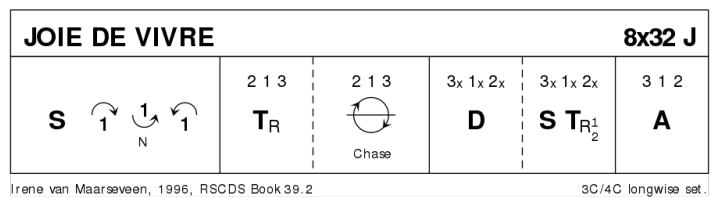
- 1- 1c cast off behind own lines ; turn inwards and dance up to places
- 9- 1c Fig8 round 2c
- 17- 1c lead down the middle and up
- 25- 1c+2c Poussette



## 2 JOIE DE VIVRE J32 · 3/4L

Irene van Maarseveen: RSCDS XXXIX 2 · Crib: E-cribs · Diagram: Keith Rose's Diagrams

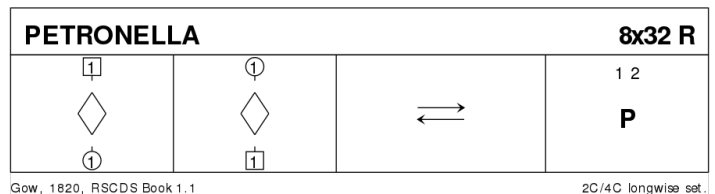
- 1- 1c set | cast (2c up) ; dance between 3c and cast up to (2,1,3)
- 9- All turn P RH to sidelines ; all chase clw half round (to 3x,1x,2x)
- 17- All dance BtoB ; all set | all 1/2 RH turn into
- 25- 3c+1c+2c Allemande (2,1,3)



## 3 PETRONELLA R32 · 2/4L

RSCDS I 1 · Crib: E-cribs · Diagram: Keith Rose's Diagrams

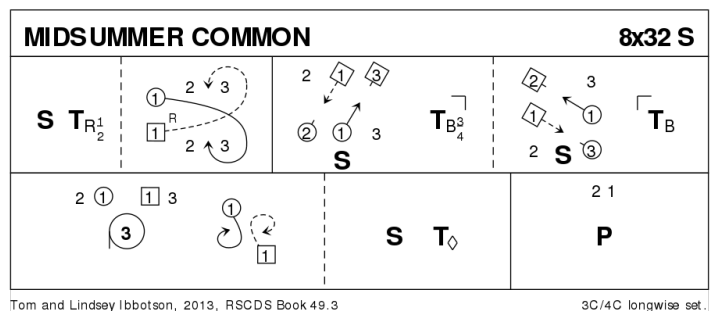
- 1- 1c Petronella Turn | set ; repeat (1x,2)
- 9- Repeat (1,2)
- 17- 1c lead down the middle and up
- 25- 1c+2c Poussette (2,1)



## 4 MIDSUMMER COMMON S32 · 3/4L

Tom & Lindsey Ibbotson: RSCDS XLIX 3 · Crib: E-cribs · Diagram: Keith Rose's Diagrams

- 1-- 1c set | turn RH 1/2 ; lead down, cross below 3c (2c up on [5-6] and cast to 2pl (2,1,3)
- 9-- 1c set adv to into BtoB facing 1cr while 1cr set | turn 1cnr BH into lines across ; 1c set adv to into BtoB facing 2cr while 2cr set | turn 2cnr BH
- 17-- 2c+1M & 1W+3c & circle3 L, at end 1c swivels R to face P ; 1c set | 1c Petronella turn (to 2,1,3)
- 25-- 1c+2c poussette



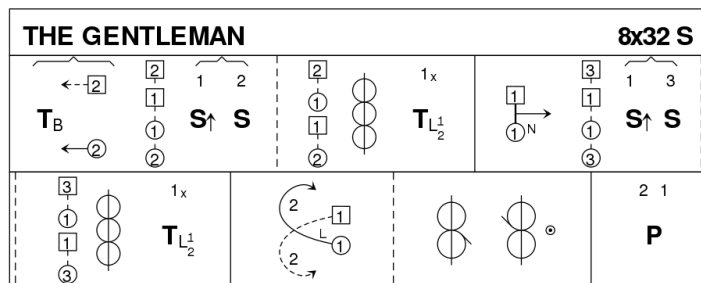
## 5 PROGRAMME ITEM – teacher's choice J

## 6 PROGRAMME ITEM – teacher's choice R

## 7 THE GENTLEMAN S32 · 3/4L

Roz Scott Huxley: RSCDS XXXV 5 · Crib: E-cribs · Diagram: Keith Rose's Diagrams

- 1– 2c step up as 1c turn BH to face P between them in line4 across | 1c+2c set, 1c advancing and passing on the second step ; ½Reel4, at end 1c pass LH to face down NHJ
- 9– 1c dance down to face P between 3c, repeat set and ½Reel4 with 3c, finish between 3c on own side LHJ
- 17– 1c lead to top, cross and cast to 2plx ; ½Reels3 across, Rsh to 4cnr (W up, M dn) (to 2,1,3)
- 25– 2c+1c Poussette.




Roz Scott Huxley, 1986, RSCDS Book 35.5

3C/4C longwise set.

## 8 SLEEPY MAGGIE R32 · 3/4L

Alexander Bowman: RSCDS XI 5 · Crib: E-cribs · Diagram: Keith Rose's Diagrams

- 1– 1c+2c circle4 to the left ; 1c set | cast off (2c up)
- 9– 1c+3c RHA ; LHA, 1c finish facing 1cnrs
- 17– 1c set to and turn corners, finish facing 1cnrs
- 25– Reels3{6} with cnrs (Lsh to 1cnr), 1c cross RH (2,1,3).



Alexander Bowman, 1755, RSCDS Book 11.5

3C/4C longwise set.

## 9 PROGRAMME ITEM – Interval

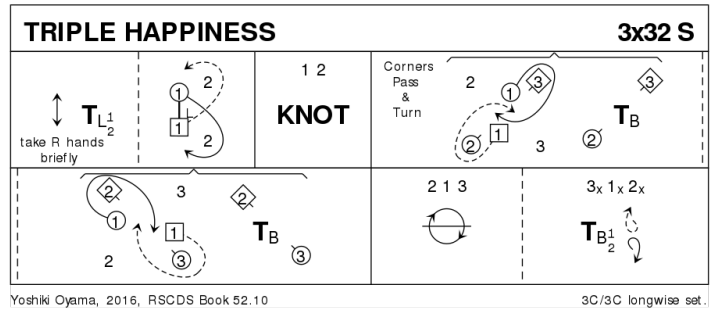
## 10 PROGRAMME ITEM – teacher's choice J

## 11 PROGRAMME ITEM – teacher's choice S

## 12 TRIPLE HAPPINESS S32 · 3/3L

Yoshiki Oyama: RSCDS LII 10 · Crib: E-cribs · Diagram: Keith Rose's Diagrams

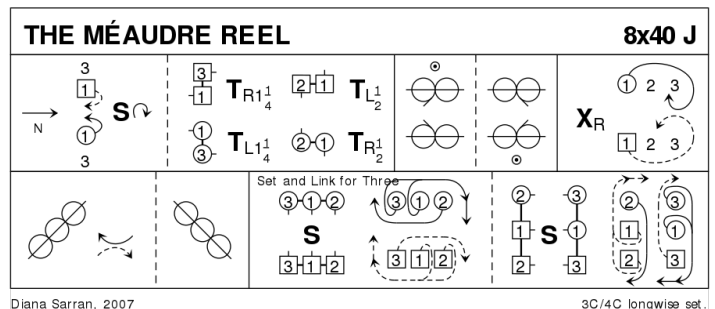
- 1-- 1c A&R{1+1} taking (or shaking) RH briefly | turn LH ½ facing down ; cross LH between 2c and cast up to 1pl
- 9-- 1c+2c The Knot, 1c finish facing 1cnrs (2,1,3)
- 17-- Corners Pass and Turn BH (2,1,3)
- 25-- All chase clw ½ ; turn BH ½, face each other | cast R to exchanged places (3,1,2)



## 13 THE MÉAUDRE REEL J40 · 3/4L

Diana Sarran · Crib: SCDDDB Contributed Cribs & Diagrams · Diagram: Keith Rose's Diagrams

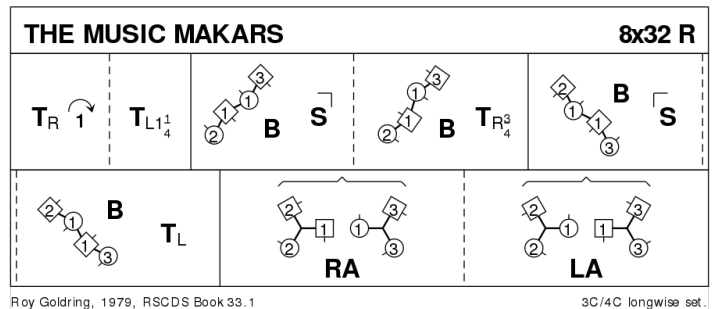
- 1-2 1s dance down to between 3s as 2s step up
- 3-4 1s, dropping hands, turn about (1M LSh, 1L RSh) with 2 pdb to finish side by side facing up
- 5-8 1M turns 3M LH, then 1/2 turn 2M RH, as 1L turns 3L RH and 1/2 turn 2L LH. 1s finish back in 1st place facing in.
- 9-16 1s+2s+3s dance Inveran reels of 3 on the sides (1s crossing down to start and crossing back to own side), to finish 1 2 3
- 17-24 1s cross RH (2s step up on bars 19-20), cast down below 3s, dance up to 1st corners
- 25-32 1s 1/2 reel of 4 with 1st corners, pass LSh and dance 1/2 reel of 4 with 2nd corners, to finish (3) (1) (2).
- 33-40 3s+1s+2s Set & Link for 3 twice, finishing in order 2 1 3.



## 14 THE MUSIC MAKARS R32 · 3/4L

Roy Goldring: RSCDS XXXIII 1 · Crib: E-cribs · Diagram: Keith Rose's Diagrams

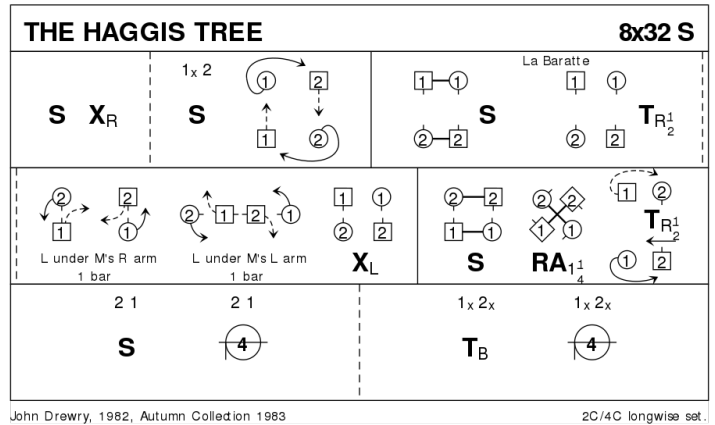
- 1-- 1c turn RH and cast off one place (2c up) ; 1¼ turn LH to:
- 9-- 1c+1cnrs BiL, face and set to 1cnrs ; swivel R and again BiL, 1c turn ¾ RH to:
- 17-- 1c+2cnrs BiL, face and set to 2cnrs ; swivel L and again BiL, 1c turn LH to finish 1M below, 1W above
- 25-- Teapots R+L (1W+2c & 1M+3c RHA, pass Rsh ; 1W+3c & 1M+2c LHA) (2,1,3)



## 15 THE HAGGIS TREE S32 · 2/4L

John Drewry: Autumn Collection 1983 · Crib: E-cribs · Diagram: Keith Rose's Diagrams

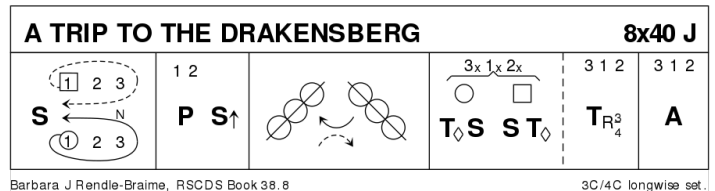
- 1- 1c set and cross RH ; 1c+2c set | all chase one place clw (the M casting)
- 9- All set across | all dance »La Baratte« with new P [turn P RH ½ to full arms' length | change back sideways, W passing in front with her back to M, changing hands overhead to LH | turn LH ½ to exchanged places]
- 17- All set | dance 1¼ RHA (to 1,2x) | 1c cast off as 2c turn RH ½ moving up (2,1)
- 25- All set | CircleL ½; Turn P BH into | CircleL ½ (2,1)



## 16 A TRIP TO THE DRAKENSBERG J40 · 3/4L

Barbara J. Rendle-Braine: RSCDS XXXVIII 8 · Crib: E-cribs · Diagram: Keith Rose's Diagrams

- 1- 1c set, cast off 2 places, dance up to the top, 2c step in on 7-8
- 9- 1c+2c Poussette, 1c set adv on [15-16] to face 1cnrs
- 17- 1c ½Reel4 with 1cnrs, pass Lsh ; 1c ½Reel4 with 2cnrs, finishing 2plx, (to 3x,1x,2x)
- 25- 3M+1M+2M Petronella Turn onto centre line | set **while**{4} 3W+1W+2W set | Petronella Turn to face partners ; 3c+1c+2c turn ¾ RH into
- 33- 3c+1c+2c Allemande (2,1,3)



## 17 THE DEIL AMANG THE TAILORS R32 · 3/4L

RSCDS XIV 7 · Crib: E-cribs · Diagram: Keith Rose's Diagrams

- 1- 1c+2c set, ½ RHA ; set, ½ LHA
- 9- 1c lead down the middle and up, 2c step in for
- 17- 1c+2c Allemande
- 25- 2c+1c+3c circle6 and back.

