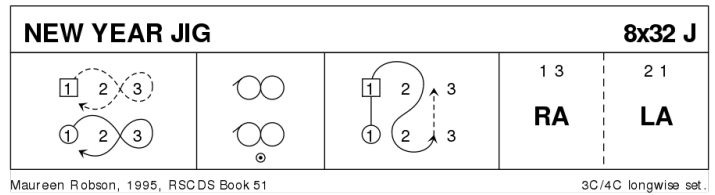


# Saturday 28 April Lyon

## 1 NEW YEAR JIG J32 · 3/4L

Maureen Robson: RSCDS LI 8 · Crib: Eric's E-cribs · Diagram: Keith Rose's Diagrams

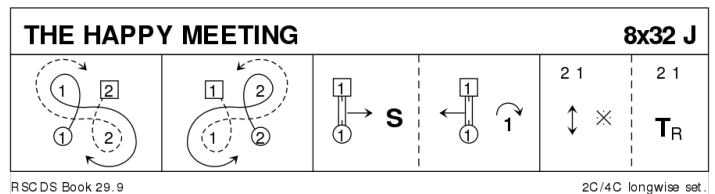
- 1-- 1c parallel Fig8 on sidelines, 1c Rsh to 2c to start  
 9-- Parallel Reels3 on sidelines, 1c Rsh to 2c to start, 1W facing out at end  
 17-- 1W followed by P cast round 2W | dance between 2c to M side ; cast round 2M to 2pl (2c up on [23-24]) (2,1,3)  
 25-- 1c+3c RHA ; 2c+1c LHA, 1W facing out at end.



## 2 THE HAPPY MEETING J32 · 2/4L

RSCDS XXIX 9 · Crib: Eric's E-cribs · Diagram: Keith Rose's Diagrams

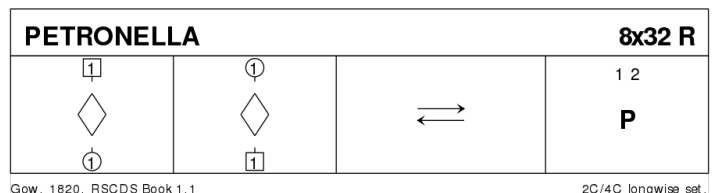
- 1-- 1M+2W cross and dance  $\frac{3}{4}$  Lsh round P, pass down/up Rsh, cast R round standing M/W to places  
 9-- 1W+2M repeat (other shoulders)  
 17-- 1c slip down the middle | set (1M starts L foot) ; slip to top | cast off (2c up)  
 25-- 2c+1c A&R (all clap) ; turn P RH



## 3 PETRONELLA R32 · 2/4L

RSCDS I 1 · Crib: Eric's E-cribs · Diagram: Keith Rose's Diagrams

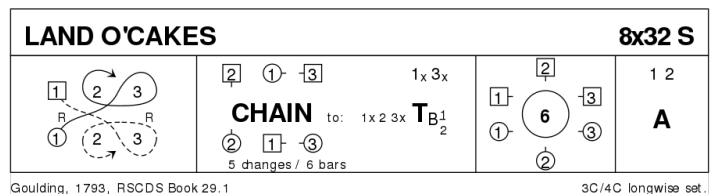
- 1-- 1c Petronella Turn | set ; repeat (1x,2)  
 9-- Repeat (1,2)  
 17-- 1c lead down the middle and up  
 25-- 1c+2c Poussette (2,1)



## 4 LAND O' CAKES S32 · 3/4L

Goulding (18C): RSCDS XXIX 1 · Crib: Eric's E-cribs · Diagram: Keith Rose's Diagrams

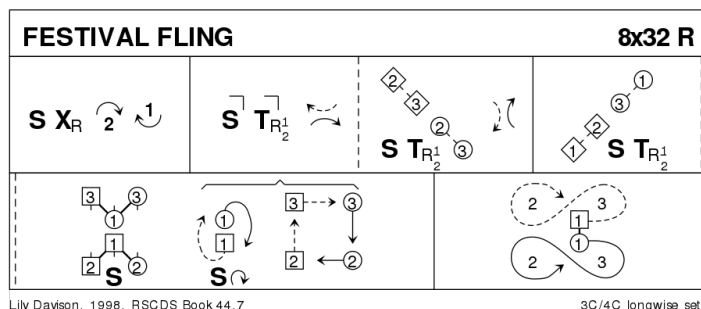
- 1-- 1c lead down, cross below 2c, cast round 3c, lead to top, cast to 2plx (2c up) (2,1x,3).  
 9-14 2c+1c+3c: 5 hands of G-Chain (2c cross to start) (1x,2,3x)  
 15-16 1c+ 3c turn BH  $\frac{1}{2}$  opening to form  
 17-- 1c+2c+3c circle6 and back  
 25-- 1c+2c Allemande



## 5 FESTIVAL FLING R32 · 3/4L

Lily Davison: RSCDS XLIV 7 · Crib: Eric's E-cribs · Diagram: Keith Rose's Diagrams

- 1- 1c set | cross RH ; cast off two (2c up) and dance up to face 1cnr
- 9-20 1c+1cnr set | change places RH, the 1cnrs pass Lsh and face 2cnrs ; 2W+3W & 2M+3M repeat ;; 1W+2W & 3M+1M repeat, 1c finish facing opposite side
- 21-24 All set as in DTr | 2c+3c chase 1 place clw **while{2}** 1c (PdB) dance round each other to face down NHJ, W on the L
- 25- 1c dance between 3c | cast up ; dance between 2c | cast to (2,1,3)



## 6 PROGRAMME ITEM – teacher's choice S

## 7 PROGRAMME ITEM – teacher's choice J

## 8 PROGRAMME ITEM – INTERVAL

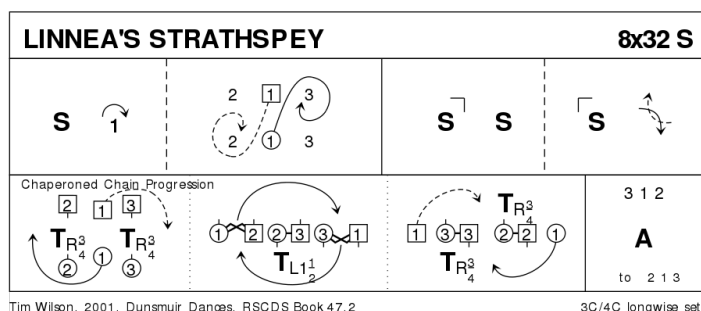
## 9 PROGRAMME ITEM – teacher's choice R

## 10 PROGRAMME ITEM – teacher's choice Jig

## 11 LINNEA'S STRATHSPEY S32 · 3/4L

Tim Wilson: RSCDS XLVII 2 · Crib: Eric's E-cribs · Diagram: Keith Rose's Diagrams

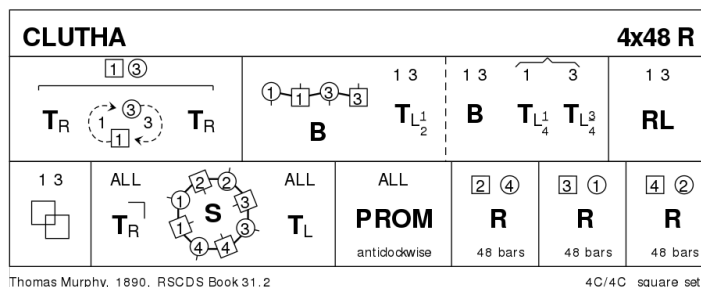
- 1- 1c set | cast off (2c up), cross Lsh and cast R round 1cnr to face 1cnr
- 9- SetH&G , at end pass Rsh to face out in 2pl
- 17- [Chaperoned Chain Progression] 1c cast ¼ clw round set **while{}** 2c & 3c Turn RH ¾ | 2M+3W turn 1½ LH **while{}** the others promenade ½ clw round set | 3c+2c turn RH ¾ and face up **while{}** 1c cast ¼ clw to meet in 2pl, for
- 25- 3c+1c+2c Allemande (2,1,3)



## 12 CLUTHA R48 · 4S

RSCDS XXXI 2 · Crib: Eric's E-cribs · Diagram: Keith Rose's Diagrams

- 1- 1W+3M turn RH | dance Rsh round P {4} | turn RH again, finishing RHJ and LHJ with P for
- 9- 1c+3c BiL | turn P ½ LH ; BiL | turn P LH to original places (¼ or ¾ turn)
- 17- 1c+3c R&L
- 25- 1c+3c L-Chain (M no polite turn at the end)
- 33- All turn corner RH | give P LH to form circle (M face out) and set ; turn P LH into promhold facing cclw
- 41- All dance cclw to original positions

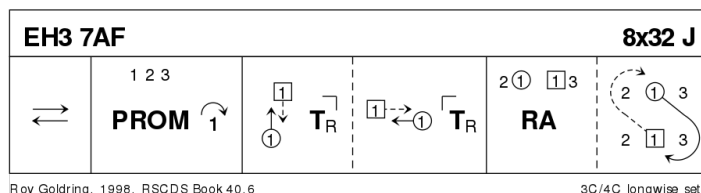


repeat 3 times with 2W, 3W and 4W leading in turn

## 13 EH3 7AF J32 · 3/4L

Roy Goldring: RSCDS XL 6 · Crib: Eric's E-cribs · Diagram: Keith Rose's Diagrams

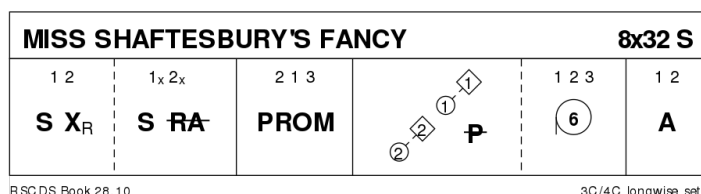
- 1- 1c lead down the middle and up, on [8] 2c+3c step in for
- 9- 1c+2c+3c Promenade, at end 1c cast off (to 2,1,3)
- 17- 1c cross Rsh | turn 1c<sub>nr</sub> RH ; cross up/dn Rsh | turn 2c<sub>nr</sub> RH (2,1x,3) |
- 25- 2c+1M & 1W+3c RHA ; 1c ½Fig 8 Rsh round 4c<sub>nr</sub> (2,1,3)



## 14 MISS SHAFTESBURY'S FANCY S32 · 3/4L

RSCDS XXVIII 10 · Crib: Eric's E-cribs · Diagram: Keith Rose's Diagrams

- 1- 1c+2c set | cross RH ; set | ½ RHA (3c dance in) to finish ready for
- 9- 2c+1c+3c Promenade, 2c+1c finishing BHJ in position for
- 17- 2c+1c ½ Poussette ; merging into 1c+2c+3c circle6 L, 1c+2c finish ready for
- 25- 1c+2c Allemande



## 15 THE DEIL AMANG THE TAILORS R32 · 3/4L

RSCDS XIV 7 · Crib: Eric's E-cribs · Diagram: Keith Rose's Diagrams

- 1- 1c+2c set, ½ RHA ; set, ½ LHA
- 9- 1c lead down the middle and up, 2c step in for
- 17- 1c+2c Allemande
- 25- 2c+1c+3c circle6 and back.

