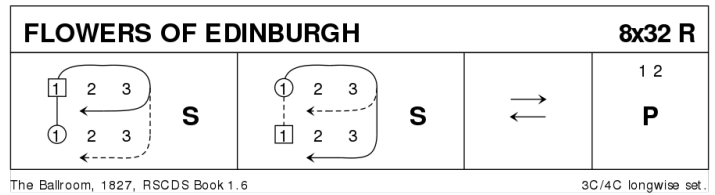


Friday 27 April Lyon

1 FLOWERS OF EDINBURGH R32 · 3/4L

RSCDS I 6 · Crib: Eric's E-cribs · Diagram: Keith Rose's Diagrams

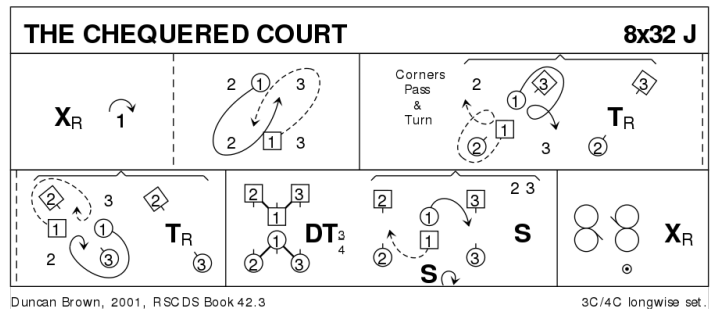
- 1- 1W followed by 1M casts off 2, 1W crosses below 3c and casts up M side **while** 1M dances up the middle, both to P's place {6} | 1c set
- 9- 1c repeat with 1M casting, finishing in original places
- 17- 1c lead down the middle and up
- 25- 1c+2c Poussette



2 THE CHEQUERED COURT J32 · 3/4L

Duncan Brown: RSCDS XLII 3 · Crib: Eric's E-cribs · Diagram: Keith Rose's Diagrams

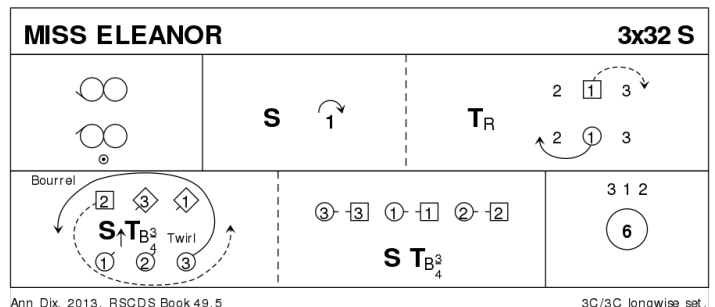
- 1- 1c cross RH | cast off (2c up) ; ½ Fig8 across to the R (1M up, 1W down) to face 1cnr
- 9- 1c+1cnrs pass and turn, at end 1c swivels R to be BtoB facing 4cnr ; 1c+4cnrs pass and turn, 1c swivels R to finish BtoB facing own side for
- 17- DTr, 1c finish between end couple facing own side
- 25- Reels3{6} across (Rsh to 4cnr) | 1c cross RH (2,1,3)



3 MISS ELEANOR S32 · 3/3L

Ann Dix: RSCDS XLIX 5 · Crib: SCDDDB Contributed Cribs & Diagrams · Diagram: Keith Rose's Diagrams

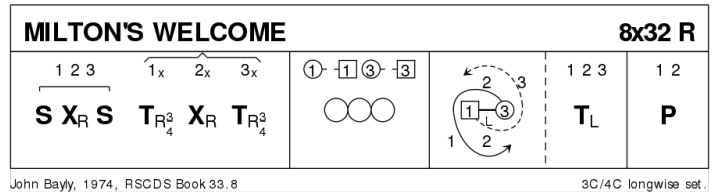
- 1-- Mirror Reels3 on the sides, 1c start in and down
- 9-- 1c set | cast off (2c up) ; turn RH to face out | cast R (2M down, 3W up)
- 17-- 3 couple Bourrel (3,1,2)
- 25-- Circle6 and back



4 MILTON'S WELCOME R32 · 3/4L

John Bayly: RSCDS XXXIII 8 · Crib: Eric's E-cribs · Diagram: Keith Rose's Diagrams

- 1- 1c+2c+3c set | cross RH ; Set | 1c+3c turn P RH $\frac{3}{4}$ while{} 2c cross RH to 2pl
 9- 1c+3c Reel4 on the midline, at the end 1W+3M take LH in passing and begin to turn while{} 1M+3W return to places
 17- 1W+3M turn to face own sides | both cast L (1W round 2W and 3M round 2M) to own places ; 1c+2c+3c turn LH into:
 25- 1c+2c Poussette. (2,1,3)

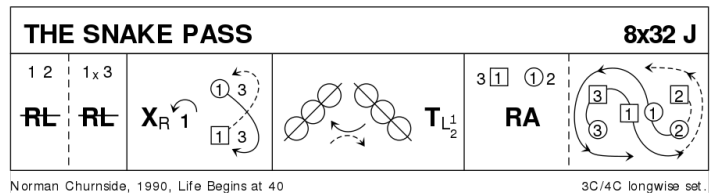


5 PROGRAMME ITEM – danse de Lyon

6 THE SNAKE PASS J32 · 3/4L

Norman Churnside: Life Begins at Forty · Crib: Eric's E-cribs · Diagram: Keith Rose's Diagrams

- 1- 1c+2c $\frac{1}{2}$ R&L ; 1c+3c $\frac{1}{2}$ R&L (2x,3x,1)
 9- 1c cross RH, cast up (3c down) ; $\frac{1}{2}$ Fig8 down to face 1cnrs
 17- $\frac{1}{2}$ Reel4 with 1cnrs, pass Lsh ; $\frac{1}{2}$ Reel4 with 2cnrs with fast $\frac{1}{2}$ turn LH into
 25- 3c+1W & 1M+2c RHA ; Lsh Snake Pass (unwind the RHA, 1c leading, pass other snake Lsh through 2plx and chase cclw to) (2,1,3)

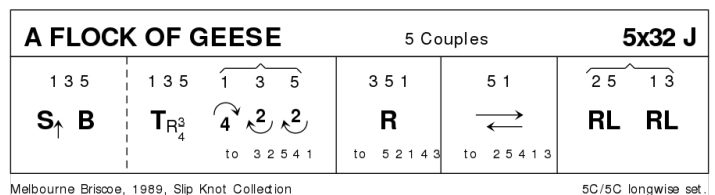


7 PROGRAMME ITEM – INTERVAL

8 A FLOCK OF GEESE J32 · 5/5L

Melbourne Briscoe: Slip Knot Collection plus 7 More · Crib: Eric's E-cribs · Diagram: Keith Rose's Diagrams

- 1- 1c+3c+5c set advancing to line of six NHJ with P on the right | BiL ; 1c turn $\frac{3}{4}$ RH and cast to 5pl while{4} 3c+5c turn $\frac{3}{4}$ RH and lead up to 1pl / 3pl (3,2,5,4,1)
 9- 3c+5c+1c repeat bars 1-8 from new places (5,2,1,4,3)
 17- 1c followed by 5c lead down the middle ; and up to 2pl/4pl (2c+4c up) (2,5,4,1,3)
 25- 2c+5c & 1c+3c R&L.

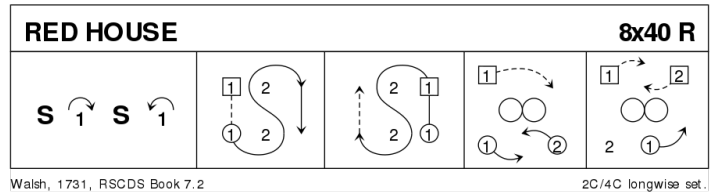


This dance is rather similar to Olivia Robert's »The Black Swans of Narrabeen«; the progression is different

9 RED HOUSE R40 · 2/4L

Playford: RSCDS VII 2 · Crib: Eric's E-cribs · Diagram: Keith Rose's Diagrams

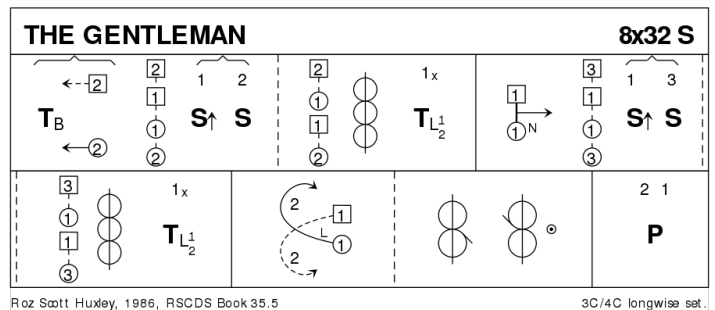
- 1- 1c set and cast off one ; set and cast back
- 9- 1M cast off (1W follows) behind 2M, between 2c, behind 2W and cross to finish below 2M/2W
- 17- 1W cast up (1M follows) behind 2W, between 2c, behind 2M and cross to finish 1c in own places
- 25- 1c+2M Reel3 on M sideline (1M & 2M begin Lsh, 1W entering below them ; 1M+2M end in exchanged places, 1W in own place
- 33- 1c+2W Reel3 on W sideline (1W & 2W begin Rsh, 1M entering below them, finish (2,1)



10 THE GENTLEMAN S32 · 3/4L

Roz Scott Huxley: RSCDS XXXV 5 · Crib: Eric's E-cribs · Diagram: Keith Rose's Diagrams

- 1- 2c step up as 1c turn BH to face P between them in line4 across | 1c+2c set, 1c advancing and passing on the second step ; ½Reel4, at end 1c pass LH to face down NHJ
- 9- 1c dance down to face P between 3c, repeat set and ½Reel4 with 3c, finish between 3c on own side LHJ
- 17- 1c lead to top, cross and cast to 2plx ; ½Reels3 across, Rsh to 4cnr (W up, M dn) (to 2,1,3)
- 25- 2c+1c Poussette.

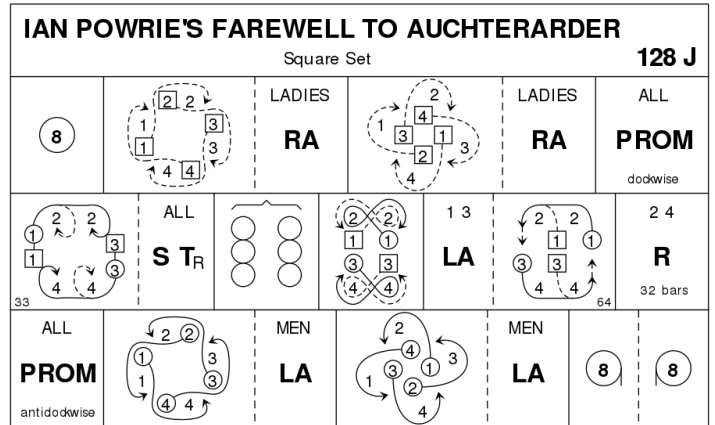


11 IAN POWRIE'S FAREWELL TO AUCHTERARDER

J128 · 4S

Bill Hamilton: 90 - Twelve anniversary dances celebrating ninety years of RSCDS Edinburgh Branch 13 · Crib: Eric's E-cribs · Diagram: Keith Rose's Diagrams

- 1-- Circle8 L and back
- 9-- All W pass in front of P, dance behind next M ; RHA in the centre
- 17-- All W cross in front of opposite M, dance behind next M ; RHA, joining P for
- 25-- All Promenade once round clw (but see note)
- 33-- 1c+3c (W following M) dance on 1 place clw and in (M round M, W round W) to face next couple ; set to and turn that person RH
- 41-- Reels4 across
- 49-- Fig8, 1c round 2c, 3c round 4c
- 57-- 1c+3c LHA ; 1c/3c dance out Lsh round 2c/4c (M round M, W round W) and cclw to places
- 65--96 2c+4c repeat bars 33-64
- 97-- All Promenade once round cclw
- 105-120 The Men repeat [9-24] cclw with LHA in the centre
- 121-- Circle8 RIGHT and back (see note)



Bill Hamilton, Ian Powrie's Farewell to Auchterarder, Edinburgh 90th 4C/4C square set.

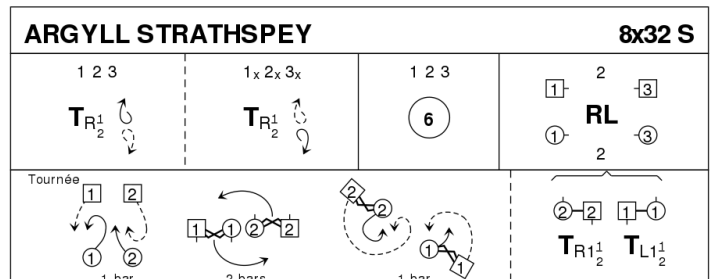
Note: This crib follows the current way of dancing. In the original instructions, the promenade [25-32] is cclw. Bill Hamilton said in 'hindsight' this promenade should be clw, but preferred not to change the official instructions. Bill disapproved of another variant, where the circle [121-128] is continued to the R only.

12 ARGYLL STRATHSPEY

S32 · 3/4L

Roy Goldring: RSCDS XXXV 3 · Crib: Eric's E-cribs · Diagram: Keith Rose's Diagrams

- 1-- 1c+2c+3c ½ RH turn and remain in middle, swivel R and dance out to opposite side ; repeat, to own places
- 9-- 1c+2c+3c Circle6 and back, 1c & 3c finish facing down / up the middle
- 17-- 1c+3c R&L up / down, to own places
- 25-- 1c+2c Tournée.



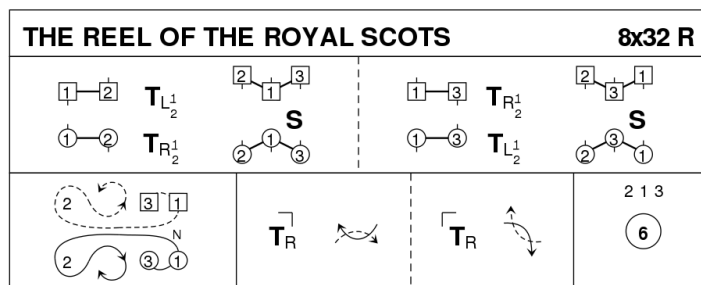
Goldring, 1985, RSCDS Book 35.3 3C/4C longwise set.

13 THE REEL OF THE ROYAL SCOTS

R32 · 3/4L

Roy Goldring: *The Leaflet Dances with Music* · Crib: *Eric's E-cribs* · Diagram: *Keith Rose's Diagrams*

- 1- 1W+2W (1M+2M) turn LH (RH) ½, finishing 1c BtoB in 2pl | All set as in DTr ; 1W+3W (1M+3M) turn RH (LH) ½ | 2c+3c+1c set as in DTr
- 9- 1c followed by 3c dance up between 2c, cast off ; dance NHJ down through 3pl, cast up to face 1cnrs, 3c looping into 3pl
- 17- 1c turn 1cnrs RH, pass Rsh (cnrs dance for {4}) ; turn 2cnrs RH (same), and cross Rsh to (2,1,3)
- 25- All circle6 and back



Roy Goldring, 1983, RSCDS Leaflet 7

3C/4C longwise set.